

MaxiCollars™

Advanced-technology intumescent for maximum performance in sealing combustible pipes & lagged metal pipes

Approved to AS1530.4: 2014 & AS4072.1-2005



Technical Data Sheet

Edition 5

Published: December 2023



Maximum performance fire collars...

BOSS Passive Fire Pty Ltd

AU: 1300 502 677

NZ: 0800 502 677

W: bossfire.com.au

KEY BENEFITS

- Wide range of FRL approvals – 60min, 90min, 120min & 240min FRL's
- Only 30mm / 40mm deep allows use in tight areas
- Advanced technology intumescent – High expansion rate
- Approvals for FR Plasterboard walls & ceilings, masonry, concrete, Speedpanel, Hebel & concrete floor slabs
- Wide variety of approved services
- Approved to AS1530.4: 2014 & AS4072.1

INTRODUCTION

BOSS MaxiCollars™ set new standards in the use of retrofit pipe collars.


With a unique design and advanced intumescent technology, MaxiCollars™ provide one of the highest expansion rates available on pipe collars, providing a high performance fire protection.

Coupled with a unique profile of only 30mm or 40mm depth, MaxiCollars™ are the best choice for tight fitting areas or closely installed pipes.




Tested in a wide variety of walls, floors and ceilings, MaxiCollars™ have approvals in the following substrates:

- FR Plasterboard
- Concrete & Masonry walls
- BOSS Batt
- AAC / Hebel
- Speedpanel
- Supapanel
- Pronto Panel
- Comflor floor slabs
- Cross Laminated Timber



MaxiCollars™ have approvals for a wide variety of services:

- uPVC DWV Pipes
- uPVC Conduits
- cPVC Sprinkler Pipes
- Lagged Steel, Copper & Iron Pipes with Thermobreak® Pipe Insulation
- A/C Paircoil Bundles
- PEX Water Pipes
- PEX AL Gas Pipes
- PP-R Pipes (Aquatherm)
- HDPE Pipes



PERFORMANCE SPECIFICATIONS

BOSS MaxiCollars™ have extensive fire test approvals including AS1530.4: 2014 & AS4072.1-2005 offering 60min, 90min, 120min & 240min FRL's.

IMPORTANT:

In order to ensure performance and compliance, passive firestopping products must be installed in accordance with the test evidence, manufacturer's specifications or be the subject of a performance solution.

Each project and/or application may have specific requirements and you should investigate these carefully.

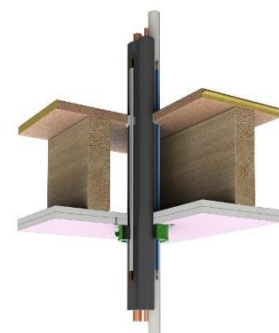


Ensure that you read and understand the appropriate certification and how it relates to your specific construction details, and ensure you seek acceptance from the Certifying Authority or compliance inspector before installation.

Ensure your installation is carried out in accordance with the test certification, manufacturer's instructions, and in accordance with the relevant local building regulations, National Construction Code or Building Code.

For updates on the range of BOSS Fire® certification please contact BOSS Technical Services. +612 9531 8591 OR info@bossfire.com.au

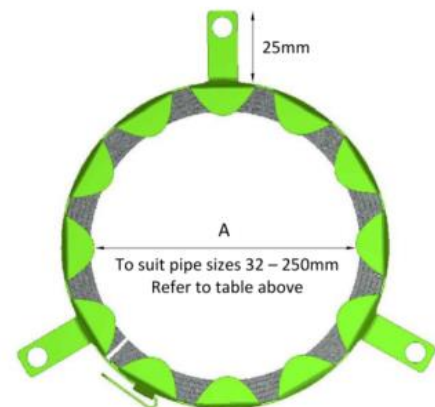
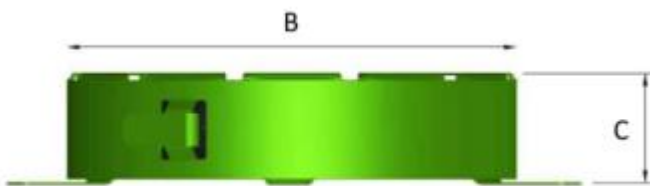
BOSS FIRE SYSTEM MATRIX

For specific summary information on the approved systems relevant to MaxiCollars™ please refer to the BOSS Fire System Matrix. The BOSS Fire System Matrix is a filterable summary document containing information to help select the appropriate system relevant to your building application. Associated Test and Assessment Reports are also available for download from the Resources page at bossfire.com.au/resources.



SIZES

Part ID	Description	A (Max in mm)	B (Max in mm)	C (Max in mm)
MC-32	32mm MaxiCollar™	35mm	47mm	30mm
MC-40	40mm MaxiCollar™	43mm	55mm	30mm
MC-50	50mm MaxiCollar™	58mm	70mm	30mm
MC-65	65mm MaxiCollar™	66mm	80mm	30mm
MC-75	75mm MaxiCollar™	78mm	98mm	30mm
MC-80	80mm MaxiCollar™	85mm	105mm	30mm
MC-100	100mm MaxiCollar™	113mm	137mm	30mm
MC-125	125mm MaxiCollar™	128mm	156mm	40mm
MC-150	150mm MaxiCollar™	163mm	203mm	40mm
MC-200	200mm MaxiCollar™	203mm	247mm	40mm
MC-250	250mm MaxiCollar™	253mm	305mm	40mm



INSTALLATION

1. Ensure that your planned application is in accordance with an approved system, including the proposed substrate type, thickness, service type and size before installation.
2. As per the relevant test / assessment approvals if required fill annular gap around pipe or service with FireMastic-300™ sealant to the required depth and width of the approved system.
3. To fit the collar, open the collar by folding back the latching tab and sliding the collar ends apart. Wrap around the pipe and re-insert the fixing tab to close the collar. Fold back the tab to securely lock in place.
4. Mark the holes to be drilled at each tab onto the substrate and drill as required. Ensure only all-steel mechanical fixings are used – plastic or composite / alloy fasteners must not be used. Ensure a washer is also used if screw head not large enough to overlap the fixings holes. Pigtails screws to be used in BOSS Batt.
5. In wall situations ensure sealant to annular gap is carried out on both sides of the wall, and the MaxiCollar™ is fitted to the outside face of both sides of the wall. In certain floor and ceiling approvals the collar may only be required to the underside of the floor slab or ceiling.

HEALTH AND SAFETY

To learn more about the safe handling of BOSS MaxiCollars™, see the Safety Data Sheet available at bossfire.com

IS THIS PUBLICATION CURRENT?

This document may be superseded by new versions. If you are unsure of whether this document is a current publication, please call us on +61 2 9531 8591 to confirm.

LIMITATION

BOSS Passive Fire Pty Ltd has provided the above technical information in good faith and to the best of its knowledge. This information was deemed to be correct at the time of publication. Should any data come to BOSS Passive Fire's attention relating to the fire resistance or performance of the product described BOSS Passive Fire reserve the right to amend this report.

BOSS Passive Fire strive to constantly improve and develop products so this information may change without notice.

The information contained herein has been developed as a guide only and it does not constitute a guarantee of compliance of all applications. Each project and/or application may have specific requirements and you should investigate these carefully. Ensure that you have read and understood the appropriate certification relative to your needs, and ensure you seek acceptance from the Certifying Authority or compliance inspector before installation. For updates on the range of BOSS Fire® certification please contact BOSS Technical Services on +61 2 9531 8591.

FURTHER INFORMATION

For additional technical information on the performance of BOSS MaxiCollars™, other BOSS Fire® products or any other BOSS Fire® related information please contact us on:

AU:

1300 502 677
Bossfire.com.au

NZ:

0800 502 677
Bossfire.co.nz

Admin:

+612 9531 8591
info@bossfire.com.au
Unit 1, 16 Atkinson Rd Taren Point NSW 2229 AUSTRALIA